

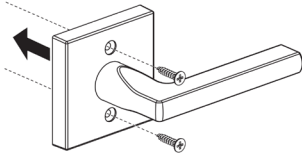


INSTALLATION INSTRUCTIONS

FOR EXPOSED SCREW DUMMY LEVER SETS

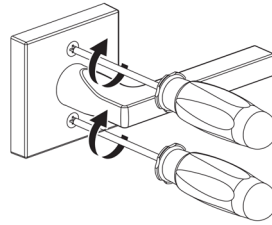
STEP 1

Install the handle on the door.



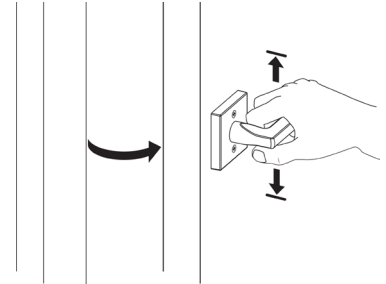
STEP 2

Secure with screws.



STEP 3

Test the handle. The dummy handle does not turn or move.



Questions? We are here to help!
Please email support@megahandles.com